



# Make a SunSmart hat




① Trace, or draw a circle from something in your room.



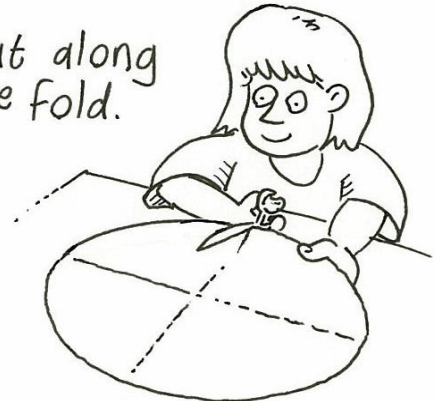
② Cut the circle out.



③ Fold it in four.



④ Cut along one fold.



⑤ Decorate it.



⑥ Overlap the cut edges to form a cone.



⑦ Staple, or glue in place.



⑧ Attach a chin strap if desired.