



Make Sid Seagull SunSmart

What you'll need: Scissors, glue (it's a good idea to paste some card to the back of this sheet to make it stable), coloured pencils or crayons.


When you've cut out the hat and Sid Seagull, make a small cut along the dotted line on Sid's head and insert Tab C on the hat.



Cut out Sid Seagull and the stand, then make a cut along dotted line A, and insert the pieces together so Sid can stand upright.



Cut along dotted line, and place Sid and the tree in the park.



Cut out the tree and the stand, then make a cut along dotted line B, and insert the pieces together so the tree can stand upright.

